DEXIS™
IS 3800W

Freedom at your fingertips

reddot winner 2022
medical devices and technology

Design by
STUDIO F·A·PORSCHE



DEXIS

Endless Freedom

Freedom from cables; freedom to pursue any indication you desire and freedom to interact with partners, how you prefer, when you prefer. Plus, as the result of a renewed collaboration with Studio F. A. Porsche, the IS 3800W displays a timeless, ergonomic design that ensures a high-performance scanning experience.

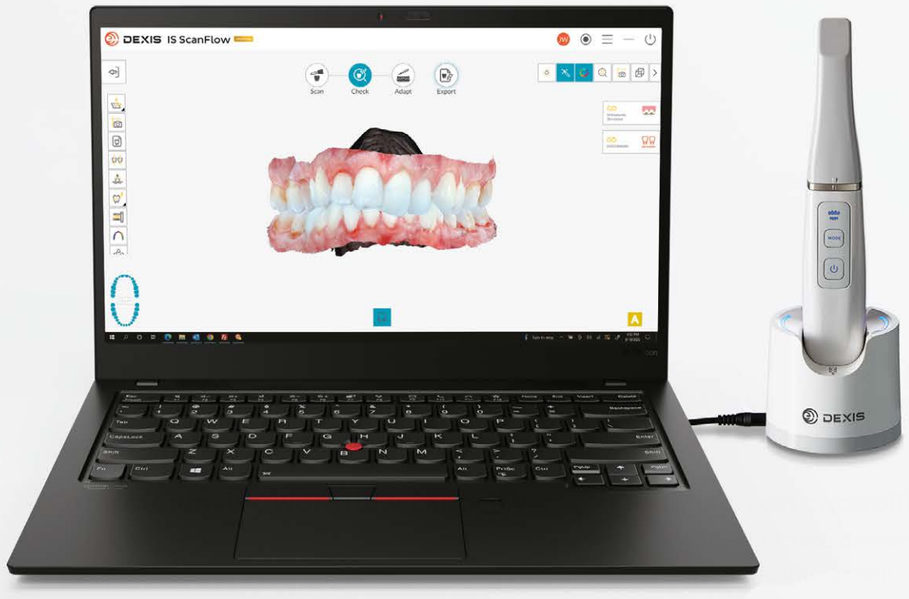



The IS 3800W gives you a whole new experience in acquiring impressions: Freedom.

- High-performance wireless intraoral scanner for optimal mobility
- One of the lightest and most compact intraoral scanners on the market
- Fast and smooth scanning thanks to a large and deep field of view
- Comprehensive end-to-end solution provides a seamless user experience



“It’s so nice to be cordless! We can carry the scanner easily from chair to chair and even from an office to another—no need to pack the cords and everything. And the scanner is so light and so fast!”

Johanna Jenkins, DDS

Speed and Accuracy

Super-fast Scanning

With a proven scanning time of 25 seconds for a single arch,* the IS 3800W's capture speed frees up more time for focusing on patients.

A Smoother Scanning Experience

The IS 3800W's enlarged 16 mm x 14 mm field-of-view and significantly broader 21 mm depth of field capture the details you need—even in interproximal areas and subgingival margins.

Comfortable and Easy to Use

Lightweight and Compact

Weighing only 240 grams, the IS 3800W is a light and compact intraoral scanner and fits comfortably in your hand.

Dynamic Handpiece Control

Two buttons let you intuitively access IS 3800W functions.

Gesture Motion Control

The IS 3800W handpiece features an embedded sensor that lets you orient the digital model on screen by simply rotating the scanner, eliminating the need to use the mouse. Simply move your hand and the model follows its movement so you can stay focused on your patient.

Interchangeable Tips

Three styles are available to optimize scanning comfort. The tips can be autoclaved up to 110 times, reducing consumable costs and ensuring proper sterilization.



* Internal testing completed on a 3D model. Scanning time may vary based on the tooth model and PC.

The Freedom of Wireless

Packed with Power

Enjoy up to one hour of continuous scanning. The smart charging station, back-up power cable and optional extra batteries and charging unit ensure the scanner is always ready-for-use.



Stable Wireless Connection

Dedicated point-to-point WiFi access ensures a robust and stable transmission for a continuous and efficient scanning procedure. Simply plug in the WiFi dongle and start scanning—it's that easy.



Form Follows Function

Created without compromise, the IS 3800W has been prestigiously designed in collaboration with Studio F. A. Porsche. Clinicians and their patients inspired every aspect of the scanner, from the way its sits comfortably in the user's hand to the way it feels in the patient's mouth.

> "At Studio F. A. Porsche, we believe that 'form follows function.' The IS 3800W was designed to provide the best possible ergonomics and functionality. The handpiece is designed to find a natural balance in the palm of the hand and to be comfortable for both the dentist and the patient."

Christian Schwamkrug
Design Director, Studio F. A. Porsche

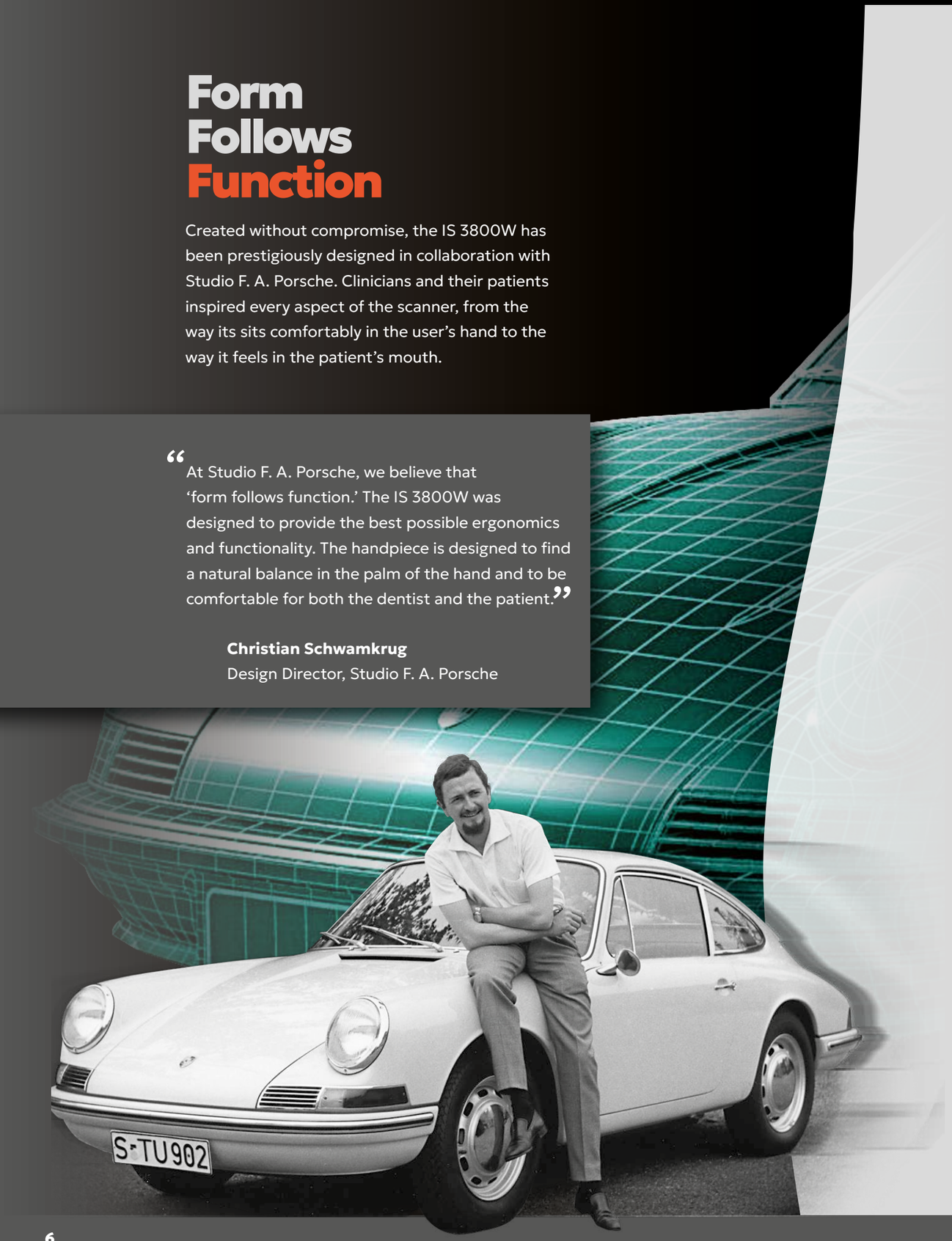

The design studio, famous for achieving "the perfect symbiosis of form and function," combined maximum functionality with ergonomics to produce a scanner that's as efficient as it is elegant.



reddot award
product design 2022

Limitless Indications
Endless Possibilities

Take a step to the next level of intraoral scanning with the newest version of IS ScanFlow software. Our acquisition software provides you with versatility and scalability to enable successful outcomes.



IS ScanFlow

IS ScanFlow provides advanced scanning features that include:

- Edentulous scanning mode for smooth edentulous scanning.
- AI Matching leverages the power of artificial intelligence to optimize scanning performance.
- A scan process that can be recorded and saved in an MP4 format for referrals or training purposes.

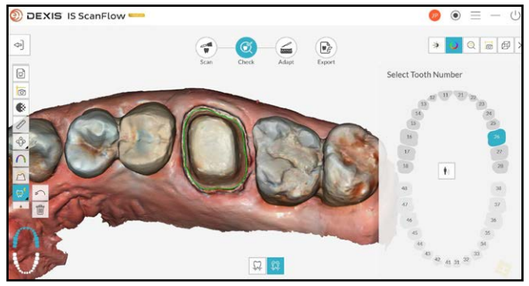

Automatically or manually identify the margin line and modify it as needed.

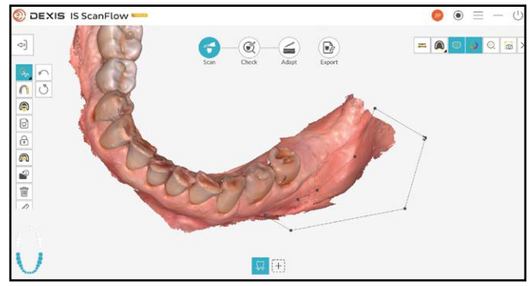

Cut several areas from the scan and keep the cutting tool activated while rotating the digital impression.

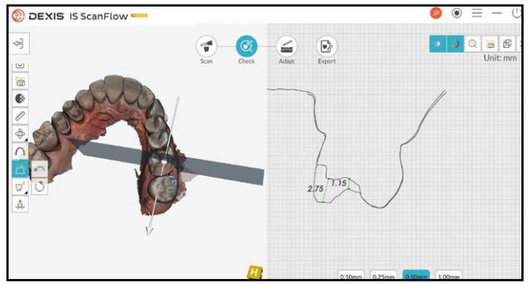

Simultaneously use the measurement, occlusion map and transparency tools to check the preparation.

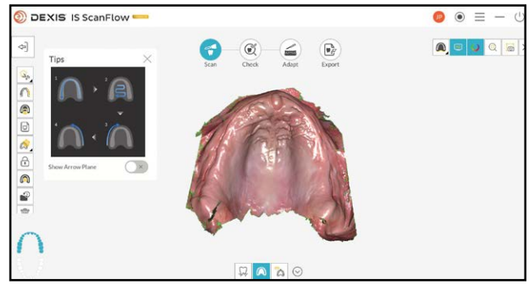

Ensure the necessary arch surface is fully recorded for denture production in Edentulous Mode.

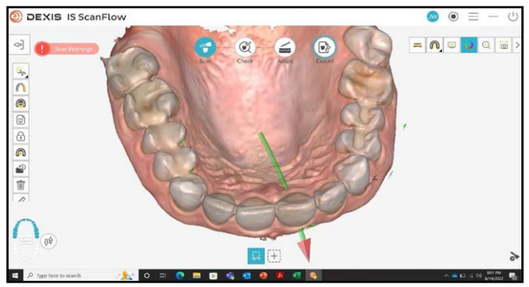

Scan warnings and guides appear when an area requires additional scanning, so you can ensure the final scan includes all the data you need.

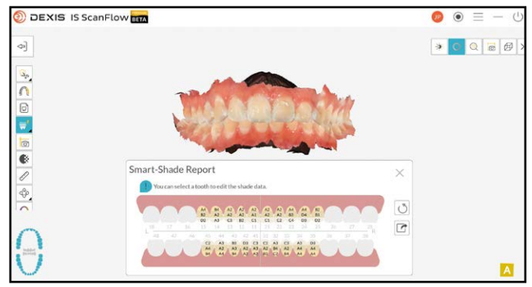

See optimum restorative outcomes thanks to smart-shade technology that automatically detects the enamel color of the scan.

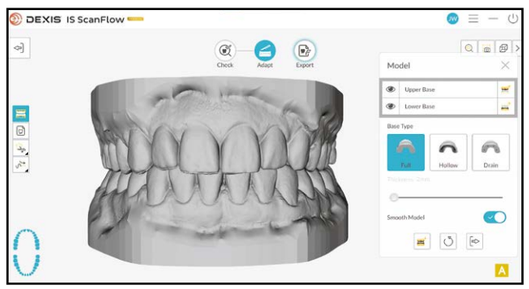

Add a base to your digital impression using Model, which can be used for 3D printing.

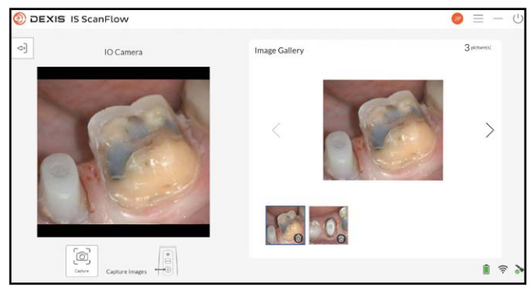

Leverage your IS 3800W as an intraoral camera by directly capturing 2D images.

Improved Outcomes

IS Connect

Discover a faster, more secure way to exchange information.

Export data with one click your preferred export format, including STL, PLY, OBJ, DWOS XOrder, and EXOCAD Dental project.

Eliminate shipping costs and delays, manual tasks and streamline your data transmission.

Empower your lab with the freedom to use its preferred CAD software.

More than an Intraoral Scanner

Involve patients in their treatment journey with compelling images and videos.

- The scanner can be used as an intraoral camera capturing vivid 2D intraoral images—creating an ideal conversation starter with a patient.
- Videos extracted from the 3D datasets can also be used with patients to serve as a communication aid.

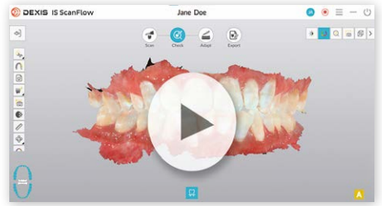

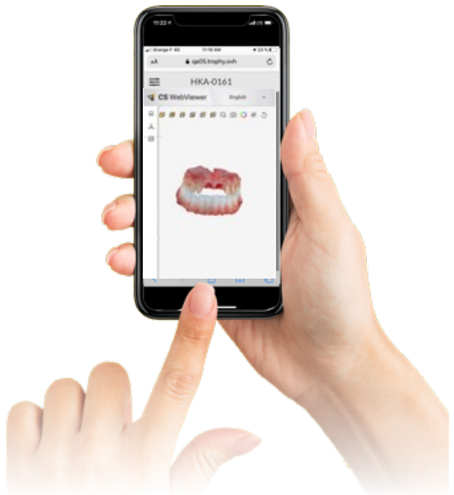

IS WebViewer

Easily collaborate and communicate with labs.

- The cloud-based IS WebViewer has a new white background and display improvements for vivid 3D HD image review.
- Orientation adjustment tools, snapshot capture and occlusion proximity tools provide advanced adjustment, review and export capabilities.
- An enhanced ecosystem and the ability to pair with Quick Connect Partners facilitate smoother case transmissions.

It all starts with a Scan

IS Solutions supports multiple indications and makes data acquisition easier and more precise. The end result? More efficient treatments and improved patient experience.



Sleep

Streamline your sleep medicine workflow



Denture

Edentulous cases made easy

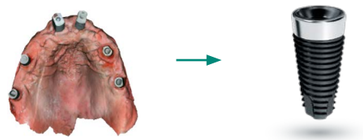

Implant

Plan implants with confidence



Restorative

Restore like never before

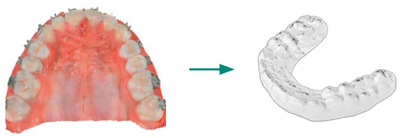

Orthodontics

Impress your orthodontic patients

Learn more about the IS 3800W by visiting DEXIS.COM



Technical specifications

Components	Technical specifications
Sensor technology	1/2.9 inch CMOS
Illumination	LED: Red, Blue, Green
Field of view	16 x 14 mm 13 x 7 mm (posterior tip)
Depth of field	-2 to +16 mm
Anti-fogging technology	By airflow, guaranteed non-fogging operation when used intraorally
Handpiece dimensions	226 x 38 x 50 mm with normal tip or side tip
Cable length	2.7 m (1.9 m + 0.8 m)
Weight	240 g (with battery)
Handpiece	Input: 5V⎓ 5A (with backup power cable) 4.2V⎓ 3A (with battery)
Handpiece Charger	Output 1 (charging port): 4.2V⎓ 3A Output 2 (port for backup power cable): 12V ⎓ 2.5A
Battery Charger	Input: 12V⎓ 2.5A Output: 4.2V⎓ 3A
Backup Power Cable	Length: 2 m
Adapter	Model LXCP30A-120: Input: 100-240V ~ 50/60Hz, 500mA Output: 12V⎓ 2.5A

The products, equipment and services illustrated and described in this brochure reflect knowledge at the time of printing. Dental Imaging Technologies Corporation accepts no liability for any deviation from the illustrations in terms of color or shape, or any errors or print errors, and retains the right to make changes to the brochure at any time. Full or partial reprinting is only permitted with permission from Dental Imaging Technologies Corporation. For indications for use, please visit: DEXIS.com

Dental Imaging Technologies Corporation reserves the right to make changes to specifications and features shown herein, or to discontinue the product described at any time without notice or obligation. Contact your local authorized representative for the most current information. Manufactured by Dental Imaging Technologies Corporation, 450 Commerce Drive, Quakertown, PA 18951, USA.

© Dental Imaging Technologies Corporation. DEXIS is a trademark or registered trademark of Dental Imaging Technologies Corporation in the United States and/or other countries. All Rights Reserved. All other trademarks are property of their respective owners.
2025 DX00121 /Rev03

DEXIS | 450 Commerce Drive
Quakertown PA 18951 | USA
1-888-88-DEXIS
DEXIS.com

Dental Imaging Technologies Corporation

DEXIS™ IS 3800W

CE MD